


# THE AIRJEKT® 1 SERIES

Fine dust particle separator for emission reduction

PRODUCT SHEET



**KW**

a brand of the  
**Raab** Gruppe 

# THE AIRJEKT® 1

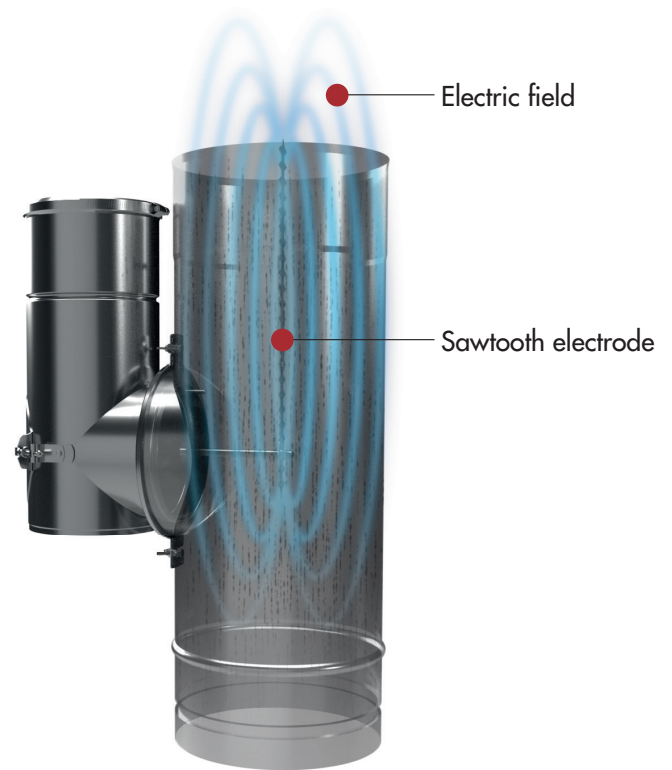
## THE SOLUTION FOR REDUCING FINE DUST

Thanks to its diverse installation options and its efficiency, the Airjekt 1 is the solution for fine dust reduction. Whether for indoor areas, double-walled chimneys outdoors, mineral systems (ceramic, concrete-like inner shells as well as brick chimneys) or at the chimney mouth - our particle separator is versatile and can be retrofitted.

It is suitable for natural, lumpy wood (e.g. logs and wood chips) as well as pressed wood (pellets or briquettes) in manually fed/automatic combustion systems such as boilers, fireplace inserts, fireplaces and tiled stoves as well as for individual storage heaters. The fine dust separator can be used in horizontal, vertical and inclined flue gas ducts. The Airjekt 1 is approved by DIBt and VKF.

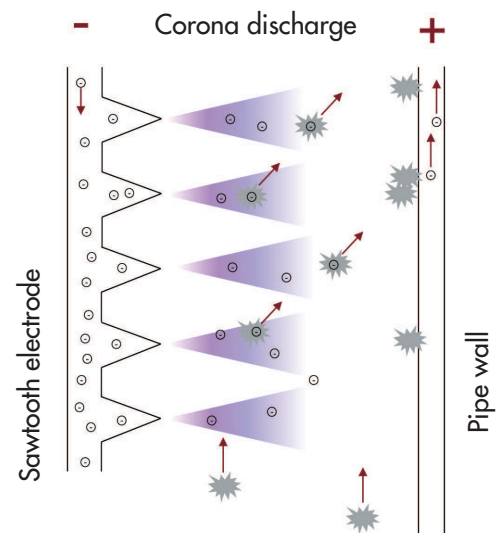
## BENEFITS

- ✓ Can be used with manually fed and automatically fed wood-fired systems
- ✓ Separation efficiency of up to 90%
- ✓ Easy maintenance and cleaning
- ✓ Installation and retrofitting in flues made of metallic building materials or with metallic or ceramic inner shells as well as masonry chimneys
- ✓ Can be integrated into existing systems
- ✓ Low operating costs
- ✓ Connection to standard power supply 230 V 50 Hz
- ✓ Simple commissioning and automatic operation
- ✓ Electrotechnically tested and approved according to European directives (DIBt no. Z-7.4-3442; VKF approval no. 31074)
- ✓ Safety locking system



## THE OPERATING PRINCIPLE

All models of our fine dust particle separator Airjekt 1 are based on the principle of electrostatic separation. In the fine dust particle separator, a charging path forms in the area of the sawtooth electrode. The particles in the flue gas pass through this and are electrostatically charged in it. They agglomerate or combine and condense and are then deposited on the inside of the flue pipe or chimney. This forms a dust layer of coarser particles that can be easily removed.



## OPERATION

Operation is controlled automatically via a temperature sensor. Due to the design, the chimney draught is not affected by the operation of the separator. The power supply is provided via a 230 V/50 Hz power connection. The current operating status is displayed via LEDs on the control unit.

# THE AIRJEKT® 1 SERIES

## AIRJEKT® 1 BASIC

The standard solution for indoor use.  
For stoves, tiled stoves, fireplaces and boilers.

### Installation:

The Airjekt 1 Basic particle separator is designed to be mounted on an indoor flue gas pipe via a flange connection. The separator insert can be installed in vertical as well as in horizontal or inclined flue gas pipes.



**Scope of delivery:**  
Airjekt 1 Basic  
and electronics for  
generating the high  
voltage, 2 seals and 1  
cleaning cover.

## AIRJEKT® 1 CERAMIC

The under-roof solution for house chimneys by mounting in the the cleaning door.

### Installation:

The Airjekt 1 Ceramic is integrated into the cleaning door, the sawtooth electrode thereby protrudes into the flue gas flow and generates an electric field. We offer appropriate accessories for retrofitting a cleaning door.



**Scope of delivery:**  
Airjekt 1 Ceramic  
and electronics  
for generating the  
high voltage, incl.  
cleaning cover.

## AIRJEKT® 1 OUTDOOR DW

The solution for outdoor use, installation in double-walled outdoor chimneys.

### Installation:

The Airjekt 1 Outdoor DW is mounted and fixed on a double-walled T-piece by means of a quick-release plate, the saw-tooth electrode protrudes into the flue gas flow and generates an electric field. The double-walled T-piece can either be replaced with part of the existing flue gas system or placed on the upper end of the flue gas system. A weather protection box protects the control electronics from the weather.



**Scope of delivery:**  
Airjekt 1 Outdoor DW  
and control unit with  
weather protection  
box (for outdoor  
installation), cable  
length approx. 3 m,  
double-walled T-piece  
useable length 490 mm  
to accommodate the  
Airjekt 1 Outdoor DW.

## AIRJEKT® 1 OUTDOOR TOP

For mounting directly at the chimney mouth.

### Installation:

The Airjekt 1 Outdoor Top is mounted and fixed on a T-piece by means of a screw-on adapter, the saw-tooth electrode projects into the flue gas flow and generates an electric field. The T-piece can be fixed to a chimney head, a masonry existing chimney or a stainless steel flue system by means of a slide-in adapter. The rain bonnet is attached to the T-piece with a clamping band. A weather protection box protects the control electronics from the weather.



**Scope of delivery:**  
Airjekt 1 Outdoor Top  
with rain bonnet and  
control unit with weather  
protection box (for  
outdoor installation),  
cable length approx.  
3 m, single-walled  
T-piece length 500 mm  
to accommodate the  
Airjekt 1 Outdoor Top.

# INSTALLATION OPTIONS

**Airjekt® 1 Basic**  
for indoor use




**Airjekt® 1 Outdoor Top**  
for the chimney mouth





**Airjekt® 1 Ceramic**  
for under-roof solutions



**Airjekt® 1 Outdoor DW**  
for outdoor use



**Airjekt® 1 Basic**  
also for boilers



**The Airjekt 1 Basic**

The standard solution for indoor use. For stoves, tiled stoves, fireplaces and boilers.

**The Airjekt 1 Outdoor DW**

The solution for outdoor use, installation in double-walled outdoor chimneys.

**The Airjekt 1 Outdoor Top**

For installation directly at the chimney mouth, for masonry or single-wall systems.

**The Airjekt 1 Ceramic**

The under-roof solution with mounting over the cleaning door.



**Kutzner + Weber GmbH**  
Frauenstraße 32  
82216 Maisach · GERMANY

Tel. +49(0)81 41/957-0  
info@kutzner-weber.de  
www.kutzner-weber.de

Hotline +49 (0) 800 880 09 96  
Status 02/2023 · Item No. 2120329  
Errors and technical changes reserved.